

SEE WHAT OUR PATIENTS ARE SAYING



"For as long as I can remember, I've had leg pain. Then I found Hamilton Vein Center. The procedure was simple, and I went back to work that same day. I don't have to suffer with leg pain anymore, and I feel great!"

EVA YBARRA



"I constantly complained about the fatigue in my legs and the visual was just harsh. Not only do I feel and look better, I am able to walk my dogs and ride my bike again!"

LOUIS CAVALLI

FREQUENTLY ASKED QUESTIONS

Q: Are vein treatments painful?

A: Patients report feeling little, if any, pain during and after a procedure. The treatment area is numbed using a local anesthetic. Anti-anxiety medication is available if needed for additional comfort.

Q: How quickly can I resume normal activity?

A: Patients are usually walking and resuming normal activities shortly following a procedure.

Q: How soon will my symptoms improve?

A: Many patients notice an immediate relief of symptoms such as pain, leg heaviness and fatigue. The full benefits of the procedure may take 1-2 weeks.

WE ARE VEIN SPECIALISTS. DIAGNOSING AND TREATING VEINS IS WHAT WE DO.

As a leader among vein clinics in Texas, thousands of people have put their trust in the experts at Hamilton Vein Center to help end their vein pain and suffering... because we know your veins. We are board-certified physicians and interventional/vascular radiologists who are trained and skilled in comprehensive vein care. As forerunners in this field, our quest is to bring the most advanced, easily accessible vein treatments to the people of Texas.



With locations throughout Texas, we educate and inform the public that vein disease is a medical condition that can lead to debilitating chronic conditions like leg ulcers and venous dermatitis. From the early signs of vein disease through every stage of treatment, Hamilton Vein Center specializes in diagnosing the true source of your vein disease and treating it for good – we're with you every step of the way.



ENDING YOUR VEIN PAIN AND SUFFERING IS OUR MISSION

WE ARE HERE FOR YOU AT EVERY STAGE

CALL TODAY FOR YOUR CONSULTATION

MULTIPLE LOCATIONS IN TEXAS

LEARN MORE AT
HAMILTONVEIN.COM

HOUSTON: 281.565.0033
AUSTIN: 512.551.1403
SAN ANTONIO: 210.504.4304

HAMILTON
VEIN CENTER
A LEADER IN VEIN TREATMENT

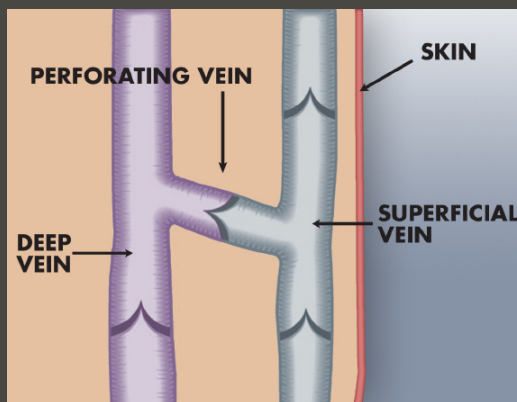
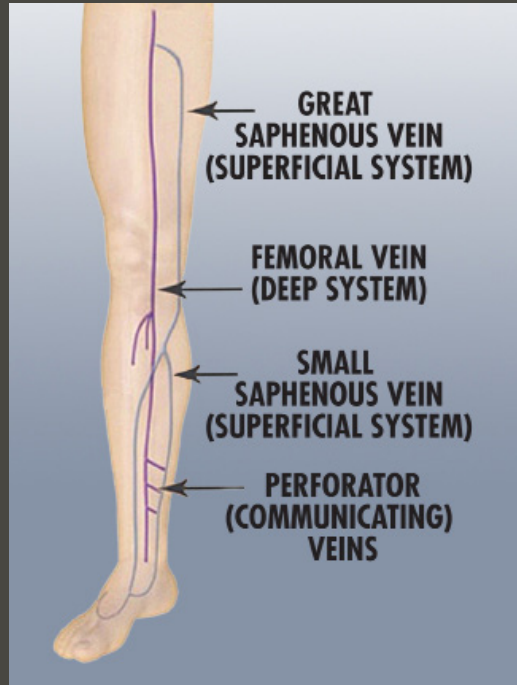


WHAT IS VEIN DISEASE?

HAMILTON
VEIN CENTER
A LEADER IN VEIN TREATMENT

THE VENOUS SYSTEM ANATOMY

Radiofrequency ablation procedures treat vein disease in the superficial venous system, which is often the underlying cause of painful varicose veins and tired, achy legs.

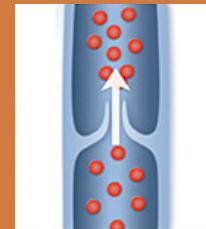


PERFORATING VEINS CONNECT THE DEEP SYSTEM WITH THE SUPERFICIAL SYSTEM, WHICH IS CLOSE TO THE SKIN'S SURFACE

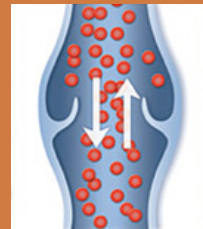
UNDERSTANDING VEIN DISEASE

Healthy leg veins contain valves that open and close to assist the return of blood back to the heart. Vein disease develops when the valves that keep blood flowing out of the legs and back to the heart become damaged or diseased. As a result, vein valves will not close properly and blood begins flowing backward – a condition known as venous reflux – which leads to symptoms of vein disease, including:

- Leg pain, heaviness and fatigue
- Restless legs and cramping
- Swelling
- Skin changes including texture and color
- Open sores (ulcers)



HEALTHY VEIN VALVES & CORRECT BLOOD FLOW



DAMAGED VEIN VALVES & INCORRECT BLOOD FLOW

Vein disease is a progressive, medical condition. Symptoms worsen over time and require medical intervention.



EARLY ————— SEVERE

Many patients experience pain or heaviness, and do not have any visible signs.

TODAY'S VEIN TREATMENTS END THE PAIN AND EMBARRASSMENT

At Hamilton Vein Center we perform very advanced, minimally invasive vein treatments using the latest technology. All procedures are performed on an outpatient basis and are designed to minimize downtime. Using image-guided technology, our vein specialists are able to pinpoint the source of your vein problem and position a small catheter into the diseased vein through a small opening in the skin. The tiny catheter, powered by radiofrequency (RF) energy, heats the vein wall, collapsing it. Blood is rerouted through deeper, healthier veins. Over time, the collapsed vein is absorbed by the body.

Following the procedure, a simple bandage is placed over the insertion site and you will be fitted with a pair of compression hose to aid healing. You will be encouraged to walk and to resume exercise and normal activities immediately following a procedure.



PRE-TREATMENT



POST-TREATMENT
Individual results may vary

ARE YOU SUFFERING FROM VEIN DISEASE?

Many factors contribute to the development of vein disease, including:

- Family history
- Gender
- Age
- Multiple pregnancies
- Excess weight
- Profession - extended standing, sitting or heavy lifting

ULTRASOUND

Ultrasound is a vein specialist's secret weapon, allowing us to diagnose and target vein problems with pinpoint accuracy. Diagnostically, ultrasound gives us a clear inside look at how veins are functioning to determine if vein disease is present or not. Procedurally, ultrasound pinpoints the direct source of a vein problem, so we know exactly which area to target to close a diseased vein permanently.

BENEFITS OF TREATMENT

Radiofrequency ablation procedure patients can typically expect:

- Relief of symptoms
- Outpatient procedure
- Local anesthesia
- To resume normal activities shortly after treatment
- Proven results with minimal or no scarring, bruising or swelling
- Coverage by most insurance and Medicare



PRE-TREATMENT



POST-TREATMENT
Individual results may vary